

## HVACR Product Line Overview *(continued on back)*

### Condenser Fan Motors

#### Standard Condenser Fans

- Single and Three Phase
- 1/10–2 HP
- 1725, 1625, 1550, 1075 and 825 RPM
- Single and two speed



#### MOJAVE® Series Condenser Fans

- Motors suited for a warmer climate
- Single and two speed
- 1/4–3/4 HP
- Sleeve Bearing
- 70°C Ambient Design




#### RESCUE® Condenser Fan Motors

- Replaces a variety of different HP applications
- Multi-Horsepower
- 1/3–1/6 HP or 1/2 to 1/5 HP
- 1075 RPM, 48 Frame



#### RESCUE® LIBERTY™ Condenser Fan

- Made in the USA
- 1/3–1/6 HP
- 1075 or 825 RPM/two speeds
- 208-230V
- Open Air Over (OAO)



#### PEP® High Efficiency Condenser Fan Motor

- 76% Efficient Single Phase PSC, High Ambient
- Up to 1/2 HP in 1075 & 825 RPM
- 48 Frame, TEAO, Ball Bearing
- 70°C / 158°F, 50/60 Hz Rated



#### VariTough® Motors Commercial Condenser Motors

- Designed for Inverter Duty, multiple motor environment
- 1/2–2 HP
- 850, 1140 RPM
- 56YZ Frame, ODP, Shaft Up Design
- 70°C / 158°F max ambient



### Fan and Blower Motors

#### Standard Fan and Blower

- Single Phase, ODP, OAO and TEAO
- 1/6–1-1/2 HP
- 3450, 1725, 1075 and 825 RPM
- Single, two, three and four speed
- Belt drive and direct drive



#### RESCUE EcoTech® High Efficiency Direct Drive Blower

- Drop in replacement for PSC Direct Drive Commercial and Residential Air Handlers and Furnaces
- Multi-Horsepower
- Up to 82% Efficient
- 1/4–1 HP
- 1075 RPM, 48 Frame



#### RESCUE® Select™ Motors

- The ECM aftermarket motor that replaces OEM constant torque blower motors!
- 1/3, 1/2, 3/4, 1 HP
- 115 or 208-230V
- 600–1200 RPM — Up to 5 speeds
- Open Air Over (OAO)



#### RESCUE® LIBERTY™ Furnace and Air Handler Direct Drive Blower

- Made in the USA
- 1/3–1/6 HP
- 1075 RPM/4 speeds
- 115 or 208-230V
- Open Air Over (OAO)



### Other Applications

#### RESCUE® ECM Watt Motor

- Refrigeration Evaporator and Condensing Applications
- 4 to 25 Watts
- 1550 to 1725 RPM
- TEAO
- Rated IP67 – Endure High Pressure Water Jets



#### Evaporative Cooler

- Single Phase, ODP
- 1/3–1 HP
- 1725 RPM
- 56 Frame
- Single and two speed
- Corrosion resistant rotor core and actuator assembly



## HVACR Product Line Overview *(continued)*

### Unit Heater

- Single Phase, TEAO
- 1/15–3/4 HP
- 1550 and 1075 RPM
- 48 and 56 Frame
- Cradle and stud mount




### Air Circulator Motors

- Single Phase, OAO and TEAO
- 1/4–1/2 HP
- 1800, 1200, 1100, 1075 and 900 RPM
- 48 Frame
- Single and two speed options
- Non-oscillating



### Fan Coils

- Single Phase, OAO and TEAO
- 1/10–3/4 HP
- 1725 and 1075 RPM
- 42 and 48 Frame
- Single, two, three, four and five speed
- Automatic reset thermal overload protector



### PSC Packaged Terminal A/C Heat Pump Motors

- Single Phase, OAO
- 1/30–3/4 HP
- 1625, 1050, 1100 and 925 RPM
- 5.0", 5.6" and 6.3" diameter
- Single, two, three and four speed



### Oil Burner

- Single Phase, Totally enclosed when mounted
- 1/8–1 HP
- 3450 and 1725 RPM
- 48 and 56 Frame
- Direct OEM replacement for Beckett®, Carlin®, Ducale® and Wayne® Home Oil Burner Systems



### RESCUE® 3.3 Refrigeration Evaporator Motors

- OAO and TEAO
- Dual cord for OEM connection
- Reversible PSC designs
- Reversibility reduces SKUs to stock



## eBusiness Solutions

State-of-the-art eBusiness systems that offer real-time solutions. Whether you need to check stock availability or need detailed specifications, you can access online information anytime, anywhere.

### MotorBoss® eCommerce

Authorized users can check stock and pricing, place orders or track shipments 24/7, 365 days a year. [motorboss.com](http://motorboss.com)

### eCatalog/Cross-Reference

Use our mobile-friendly eCatalog to find the details on all U.S. MOTORS brand stock motor ratings. The Cross-Reference tab allows you to quickly locate a suitable replacement for an old model or a competitor's motor. [ecatalog.motorboss.com](http://ecatalog.motorboss.com)

### MotorPro® Training

MotorPro® is a self-paced, interactive online electric motor training tool. After you complete MotorPro training, we will send you a certificate of completion. Sign on today at [www.usmotors.com/motorpro](http://www.usmotors.com/motorpro) to become a motor professional!

### RESCUE® Select Programming App

Use this award-winning app to field configure truck stock motors to OEM specifications with your smart phone. [www.usmotors.com/Our-Products/HVAC-R/Rescue-Select](http://www.usmotors.com/Our-Products/HVAC-R/Rescue-Select)


**Nidec**  
NIDEC MOTOR CORPORATION

8050 W. Florissant Avenue | St. Louis, MO 63136  
Phone: 888-637-7333 | Fax: 866-422-7758  
[www.nidec-motor.com](http://www.nidec-motor.com) | [www.usmotors.com](http://www.usmotors.com)

Nidec Motor Corporation, © 2017, All Rights Reserved.  
U.S. MOTORS® is a registered trademark of Nidec Motor Corporation.  
Nidec Motor Corporation trademarks followed by the ® symbol are registered with the U.S. Patent and Trademark Office.

FLB/2017 Rev. 5/17

# Full Line Product Overview



HVACR MOTORS

GENERAL PURPOSE MOTORS

DEFINITE PURPOSE MOTORS

SPECIAL PURPOSE MOTORS

**Nidec**  
NIDEC MOTOR CORPORATION

<sup>†</sup>All marks shown within this document are properties of their respective owners.



## General Purpose Industrial Motors

### Three Phase, TEFC, HOSTILE DUTY™

- 1–350 HP
- 3600, 1800, 1200 and 900 RPM
- 143–449 Frame
- Energy and NEMA Premium® efficient
- Cast iron frame and brackets
- Ball and roller bearing options



NEMA Premium

### Three Phase, TEFC, CORRO-DUTY®

- 1–400 HP
- 3600, 1800 and 1200 RPM
- 143–449 Frame
- All cast iron construction
- NEMA Premium® efficient
- Ball and roller bearing options



NEMA Premium

### Three Phase, TEFC, 841 PLUS®

- 1–400 HP; All cast iron frame and brackets
- 3600, 1800 and 1200 RPM
- 143–449 Frame
- VBXX® bearing isolators by Inpro/Seal® helps protect bearings
- Meets IEEE® 841 GM7E-TA specifications
- Five-year limited warranty\*
- NEMA Premium® efficient



NEMA Premium

### Hazardous Location

- Single and Three Phase, TEFC
- 1/4–150 HP
- 3600, 1800, 1200 and 900 RPM
- 56–445 Frame
- Energy and premium efficient
- Class I, Group D; Class I, Groups C and D, and Class II, Groups E, F, and G



NEMA Premium

### Three Phase, TEFC, UNIMOUNT® and STEEL EDGE®

- 1/4–30 HP
- 3600, 1800, 1200 and 900 RPM
- 56–286 Frame
- Energy and NEMA Premium® efficient
- C-Face, Footed and Footless and removable base



NEMA Premium

#### A Variety of Conversion Options Available to Maximize Stock Flexibility

When quick deliveries are required on customized motors, our expansive inventory can be customized to provide special features. Our experienced Factory Technicians specialize in stock motor modifications to offer a speedy response to customer needs. Conversion Centers are located in Southaven, MS and Los Angeles, CA.

### Three Phase, ODP

- 1/4–400 HP
- 3600, 1800, 1200 and 900 RPM
- 48–449 Frame
- Energy and NEMA Premium® efficient



NEMA Premium

### C-Face: ODP, TEFC and Hazardous Location

- Single Phase, Split Phase and Capacitor Start
- Three Phase, Footed and Footless options
- 1/12–60 HP
- 3600, 1800 and 1200 RPM
- 56–326 Frame; TEFC to 400 Frame
- Standard, Energy and Premium Efficient



### Single Phase, Split Phase, ODP and TEFC

- 1/12–3/4 HP
- 3600, 1800, 1200 and 900 RPM
- 48–56 Frame
- Rigid welded and cradle bases
- Single and two speed options
- C-Face Footed and Footless
- Automatic or manual reset thermal overload protector options



### Single Phase, Capacitor Start, ODP and TEFC

- 1/8–10 HP
- 3600, 1800 and 1200 RPM
- 48–215 Frame
- Rigid welded and cradle bases
- C-Face Footed and Footless
- Automatic or manual reset thermal overload protector options



### TITAN® Horizontal

- Three Phase, ODP, WPI, WP11, TEFC, TEAAC, TEWAC and Hazardous Location
- 150–4000 HP
- 3600, 1800, 1200, 900, 720, 600 and 514 RPM
- 449–9610 Frame
- 460–6900 Volts
- Ball or sleeve bearings available



## Definite Purpose Motors

### Vector Duty


- Three Phase, TENV and TEBC
- 1–15 HP (TENV)
- 1–300 HP (TEBC)
- 143–449 Frame
- 0–1800 RPM
- Constant torque near zero RPM
- Three-year limited warranty on inverter power\*



ACCU-Torq® 2000:1 Constant Torque

### Inverter Duty

- Three Phase, ODP and TEFC
- 1–200 HP
- 3600, 1800 and 1200 RPM
- 143–447 Frame
- Meets NEMA® MG1 Part 31 requirements for inverter duty



### Hot Water Circulator Pump

- Single and Three Phase, ODP
- 1/12–1-1/2 HP
- 1800 RPM
- 48 and 56 Frame
- Direct replacement motor for B&G® (Bell & Gossett), Taco® and Thrush™ brand circulator pumps



### Carbonator Pump

- Single Phase, ODP
- 1/4–1/2 HP
- 1800 RPM
- 48 Frame



### Air Compressor

- Single Phase, ODP
- 1/2–5 HP
- 3600 RPM
- 56, 143 and 184 Frame
- High breakdown torque



### Gate and Door Motors

- Single and Three Phase, ODP and TEFC
- 1/3–1 HP
- 1800 RPM
- 56 and 56C Frames



### Brake Motor

- Three Phase, TEFC with Brake Added
- 1/3–20 HP
- 1800 and 1200 RPM
- 56–256 Frame
- Rigid base, C-Face, Footed and Footless



### Farm Duty

- Single and Three Phase, TEFC
- 1/8–10 HP
- 3600 and 1800 RPM
- 56–215 Frame
- High torque or extra high torque



### Automotive Duty, U-frame

- Three Phase, TEFC
- 1/4–300 HP
- 3600, 1800, 1200 and 900 RPM
- 56–5008 Frame
- Meets General Motors® GM-7EQ & GM-7EH, Ford® EM1, and Chrysler® NPEM-105 spec



NEMA Premium

### Fire Pump Motor

- Three Phase, ODP
- 7-1/2–500 HP
- 3600 and 1800 RPM
- 184–449 Frame
- UL® listed for fire pump application
- Available in horizontal frame and vertical JP close couple pumps



### Commercial and Residential Water System Pumps

- Single and Three Phase, ODP and TEFC
- 1/3–3 HP
- 3600 and 1800 RPM
- 48 and 56 Frame
- C-Face, square flange
- Footed and Footless



### Pool and Spa Motor

- Single and Three Phase, ODP
- 1/2–5 HP
- 3600 RPM
- 48 and 56 Frame
- Thru-bolt, C-Face and square flange
- UL® 1081, 1795 and 1563 design



### Affinity® Variable Speed Pool Motor and Control

- 6.5" Frame Diameter; 56J C-Face or 56Y Square Flange frame
- 3 HP, Variable RPM
- Freeze Sensor
- Fully integrated motor control



### Affinity® 2 Speed Pool Motor and Control

- 6.5" Frame Diameter; 56J C-Face or Square Flange
- 3/4–2 HP; 3450/1725 RPM
- Freeze Sensor
- Fully integrated motor control



## Special Purpose Motors

### Vertical Pump Motors

- Three Phase, WPI, WP11, TEFC and Hazardous Location
- 3–4000 HP
- 3600, 1800, 1200, 900, 720, 600 and 514 RPM
- 182–9608 Frame
- Designed for high or normal thrust
- Available in Vertical HOLLOSHAFT® and Vertical Solid Shaft



### Close Coupled Pump

- Single and Three Phase, ODP, TEFC and Hazardous Location
- 1–60 HP
- 3600 and 1800 RPM
- 143–326 Frame
- JM and JP shafts available
- Energy and NEMA Premium® Efficient



### Elevator Duty

- Single and Three Phase
- Submersible and Dry Hydraulic
- 3–75 HP
- 3600, 1800 and 1200 RPM
- Z and L32 flange mounting



### Cooling Tower

- Three Phase, TEFC and TEAO
- 2–100 HP
- 1800, 1200, 1800/900 and 1200/600 RPM
- 145–447 Frame
- Single and two speed
- NEMA Premium®/inverter duty
- Replacement for Baltimore Aircoil Company®, Evapco® and SPX Cooling Technologies (Marley®)
- Stock Ratings Available
  - TEFC 2-75HP@1800 RPM
  - TEAO 3-100HP@1800 RPM



NEMA Premium

### Painted Washdown

- Single and Three Phase, TEFC
- 1/2–10 HP
- 3600, 1800 and 1200 RPM
- 56–215 Frame
- Foot mounted, C-Face Footed and Footless
- Compliant with EISA Standards



### Paint-Free Washdown

- Three Phase, TENV
- 1/2–10 HP
- 1800 RPM
- 56–215TC Frame
- VBX® bearing isolators by Inpro/Seal®
- Inverter Duty
- Compliant with EISA Standards



### Stainless Steel Washdown

- Three Phase, TENV and TEFC
- 1/2–10 HP
- 3600 and 1800 RPM
- 56HC–215TC Frame
- All stainless steel construction
- Rust inhibitor on stator and rotor
- Compliant with EISA Standards



All high performance motors carry a nameplate including a NEMA Premium® trademark and European IE efficiency marks, providing a clear means for both users and OEM's to determine global regulatory compliance for their application. In addition to a full line of horizontal motors, the U.S. MOTORS® line of vertical motors are available at premium efficiency levels to address customer requirements.

U.S. MOTORS® is a registered trademark of Nidec Motor Corporation. For more information about the U.S. MOTORS® brand visit [www.nidec-motor.com](http://www.nidec-motor.com) or [www.usmotors.com](http://www.usmotors.com).

\*All marks shown within this document are properties of their respective owners.  
\*For details, refer to: [www.usmotors.com](http://www.usmotors.com)